


Maestro 2.35

Electro-mechanical 2-post lift, 3.5 t capacity



Application

- Repair and maintenance

Approvals / recommendations

- Renault

Description:

Posts:

- Asymmetric post installation
- Very stable welded posts
- Without base frame
- Two motors
- Cold-rolled spindle
- Nylon nut sets
- Carriage with 6 guiding wheels and lubrication-free roller bearings
- Pushbutton control unit with alarm signal
- Programmable top stop
- Electronic synchronization

Arms:

- Double telescopic front and single telescopic rear arms, as standard
- Possibility of parallel parking of arms
- Internal arm locking system
- Low minimum height

Standard colours:

- Arms: RAL 3020 – red
- Posts: RAL 7016 – grey

Versions:

- Available with different voltages
- F = flex pad
- CF-08 = combiflex 08 pad

Optional extras:

- Available with 2 different portal heights; alternatively in-ground kit
- LED-lighting set
- Power pack
- Set of expansion bolts
- Extra control unit
- Long door stops
- Wheel holders
- Extension set for 2.35 F
- Large program of extra pads

Special colours available on request!



Scan the QR-Code for detailed product information.

Further Information on www.autopstenhoj.com

autop Maschinenbau GmbH

Sandkampstraße 90
48432 Rheine | Germany

☎ +49 5971 8602-02

📠 +49 5971 8602-25

✉ info@autopstenhoj.com

STENHØJ A/S

Barrit Langgade 188-190
DK-7150 Barrit

☎ +45 76 82 13 30

📠 +45 76 82 13 31


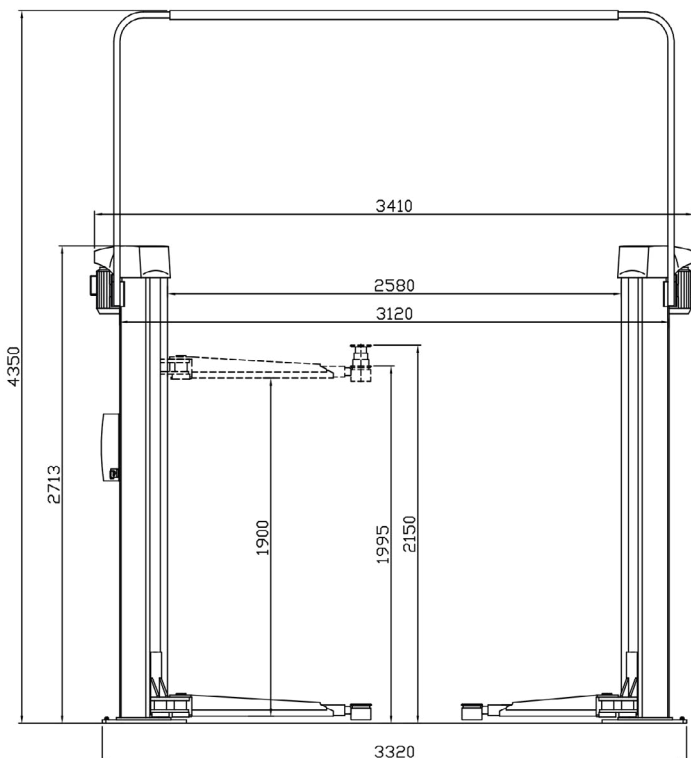
✉ info@autopstenhoj.com

Technical data

Lifting capacity	3,500 kg
Lifting height	1,900 mm
Working height	1,995 – 2,150 mm
Lifting / lowering time	approx. 35 sec.
Motor	2 x 2.8 kW
Voltage	3x230/400 V-50Hz - 35/25A

Arm superstructure

Lifting pad included in the delivery	F: 777395 (25 - 55 mm) CF-08: 777395 (25 - 180 mm)
Min. height	95 mm
Drive-through width	2,290 mm
Width between posts	2,580 mm
Total width - outer edges posts	3,120 mm
Total width - outer edges base plates	3,320 mm
Total height post	2,713 mm
Total height incl. Portal	4,350 mm
Arm length front, min. - max.	F Std: 600 - 1,220 mm
Arm length rear, min. - max.	F Std: 900 - 1,425 mm F DT: 600 - 1,220 mm



CF-pad / CF-08 pad / F-pad



Stable, welded post